













Whatever Happened to the Class of 2018?

Two hundred ninety-nine (299) students graduated from Xavier's College of Arts and Sciences. Here is what we know about this group¹ (as of October 31, 2018):

94 (31.4%) entered Graduate or Professional school:

	33	entered Graduate Studies
	16	entered Medical School
	7	entered Public Health School
	6	entered Dental School
	6	entered Education Graduate School
	6	entered Post-Baccalaureate Program
	5	entered Law School
	4	entered Pharmacy School
	4	entered Psychology Graduate School
	3	entered Business School
	2	entered Engineering School
	1	entered Chiropractic School
	1	entered Optometry School

89 (29.8%) will enroll in professional/graduate school in next two years

21 (7.0%) are in other school (nursing; undergraduate; community college)

84 (28.1%) are Working:

	14	are in Healthcare
	14	are in Teaching or Education
	12	are in Science, Technology, Engineering & Mathematics
	10	are in Health Sciences
	7	are in Arts, A/V Technology & Communications
	5	are in Human Services
	5	are in Marketing
	3	are in Armed Forces, Government & Public Administration
	3	are in Finance
	3	are in Restaurant, Tourism or Hospitality
	2	are in Law, Public Safety, Corrections & Security
	2	are in Transportation, Distribution & Logistics
	1	is in Agriculture, Food & Natural Resources
	1	is in Business Management & Administration
	1	is in Information Technology
	1	is in Volunteer Program (e.g. Peace Corps, etc.)

¹ Categories are not mutually exclusive — some graduates were both working and in school. Employment information is based on Graduate Exit Survey data collected at Commencement.