

FEATURES

- 8 Sunlighten patented SoloCarbon infrared light therapy heaters
- Ultra low EMF and environmentally safe
- Programmable timer & continuous use options for convenience
- Chromotherapy: healing with lights and colors
- Patented magnetic locking system makes assembly a snap
- Beautiful craftsmanship and solid wood construction
- Deep benches and a taller height for ultimate relaxation
- Available in Basswood and Eucalyptus (pictured)



PANELS

Roof panel: 37.8" W x 39.8" D x 3" T
Floor panel: 37.2" W x 39.2" D x 2.6" T
Front wall (including glass): 32.9" W x 80" H x 2" T
Glass door: 28" W x 68.1" H x .3" T
Back wall: 32.9" W x 80" H x 1.8" T
Right wall: 38.4" W x 80" H x 2.2" T
Left wall: 38.3" W x 80" H x 2.2" T
Bench: 32.2" W x 20.3" D x 4.9" T
Total Sauna Weight: Bass: 355 lbs.; Euca: 428 lbs.

ASSEMBLED



Exterior: 37.8" W x 39.8" D x 77.7" H - 2" feet included
 Recommend 4" between sauna and walls and 12" above sauna to allow for optimal air circulation and temperature performance and also to allow access for troubleshooting.

- Spacing above allows for assembly connections
- Spacing on sides allows for outlet access

Interior: 32.2" W x 33.6" D x 70.3" H
Bench: 32.1" W x 20.2" D x 19.5" H
Heaters: 8

ELECTRICAL

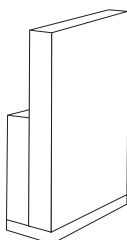
Electrical: 120V 1350W 20A
Dedicated 120V 20A circuit required
 10' cord exits from back left of roof (when facing sauna). Make sure to plug sauna directly into wall outlet; not a power strip, extension cord or converter, etc.

Outlet specifications:   NEMA 5-20 USA/CAN



FITTING IN YOUR SPACE

Because of the large panel size, it is important to ensure there is enough space through the doors and pathways to the sauna's location in your home. Please measure any doorway or hallway needed prior to purchase.



CARTONS

Floor/Roof/Hardware/Bench:
 14" W x 43" D x 44" H
Walls:
 14" W x 44" D x 75" H





See our **sunlighten** saunas in your own space.

Scan the corresponding QR code to experience our Sauna Visualizer on your mobile phone.

STEP 1

Open camera on your mobile device.*

*Technical requirements:
iOS Version 11 and later
or Android 8 and later.

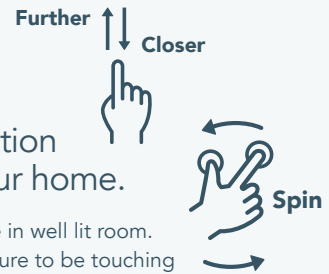
STEP 2

Scan any QR code below to visualize our saunas in your environment.

STEP 3


Follow the prompt to engage, then position the sauna around your home.

For best results, make sure to be in well lit room.
When positioning sauna, make sure to be touching sauna model.



Signature® I Far Infrared Sauna

EUCALYPTUS



BASSWOOD

