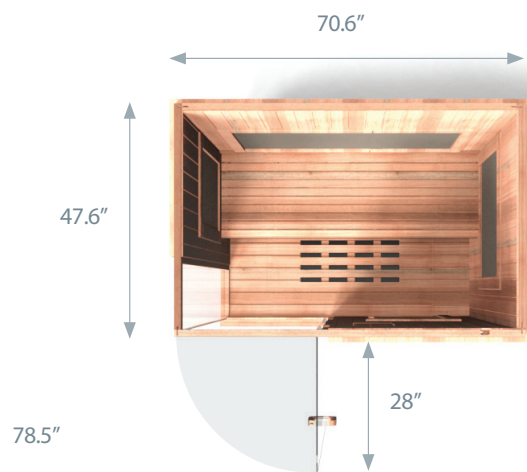


mPulse® Smart Sauna Conquer

Connected & Customizable
Red/Near, Mid & Far IR Sauna



FEATURES

- 3-person capacity
- Red light/near infrared LED light panels
- Mid and far SoloCarbon[®] infrared heaters, proven 99% effective
- 7 wellness programs at your fingertips
- Android-powered tablet with smart features
- Sunlighten mobile app to support your sauna lifestyle and wellness goals
- Chromotherapy: healing with lights and colors
- Available in Basswood and Eucalyptus (pictured)



PANELS

Roof panel: 70.6" W x 47.6" D x 2.7" T
 Floor panel: 70.6" W x 47.6" D x 2.7" T
 Front wall (including glass): 69.4" W x 72.1" H x 2.8" T
 Glass door: 28" W x 68.7" H x .3" T
 Back wall: 68.3" W x 72.1" H x 2.8" T
 Right wall: 46.4" W x 72.1" H x 2.8" T
 Left wall (including glass): 45.1" W x 72.1" H x 2.8" T
 Side glass: 13.5" W x 69.8" H x .3" T
 Bench: 64.8" W x 21.9" D x 5.9" T
 Total Sauna Weight: Bass: 606 lbs.; Euca: 677 lbs.

ASSEMBLED

Exterior: 70.6" W x 47.6" D x 78.5" H - 2" feet included
 Recommend 4" between sauna and walls and 6" above sauna to allow for optimal air circulation and temperature performance and also to allow access for troubleshooting.

- Spacing above allows for assembly connections
- Spacing on sides allows for outlet access

Interior: 64.8" W x 41.6" D x 71.5" H
 Bench: 64.8" W x 21.7" D x 20.2" H
 Heaters: 8 FIR, 7 MIR, 5 NIR/Red LED Light Panels

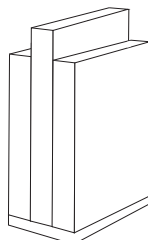
ELECTRICAL/WI-FI

Wi-Fi: Dual-band Wi-Fi 2.4GHz & 5GHz Required
 Electrical: 240V 3600W 20A
 Dedicated 240V 20A circuit required
 Not found in common electrical setups - may need a transformer to accommodate.
 10' cord exits from back left of floor (when facing sauna)
 Make sure to plug sauna directly into wall outlet; not a power strip, extension cord or converter, etc.
 Outlet specifications: NEMA 6-20 USA/CAN



FITTING IN YOUR SPACE

Because of the large panel size, it is important to ensure there is enough space through the doors and pathways to the sauna's location in your home. Please measure any doorway or hallway needed prior to purchase.



CARTONS

Floor/Roof/Hardware/Bench: 53" W x 13" D x 76" H
 Front/Back Wall: 74" W x 9" D x 76" H
 Left/Right Wall: 53" W x 9" D x 76" H



sunlighten.com



See our **sunlighten** saunas in your own space.

Scan the corresponding QR code to experience our Sauna Visualizer on your mobile phone.

STEP 1

Open camera on your mobile device.*

*Technical requirements:
iOS Version 11 and later
or Android 8 and later.

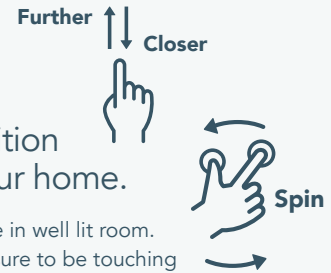
STEP 2

Scan any QR code below to visualize our saunas in your environment.

STEP 3

Follow the prompt to engage, then position the sauna around your home.

For best results, make sure to be in well lit room.
When positioning sauna, make sure to be touching sauna model.



mPulse Smart Sauna Conquer

Connected & Customizable Red/Near, Mid & Far IR Sauna

EUCALYPTUS



BASSWOOD

